

# What's new in preschool2me

## Release Notes: February 2023



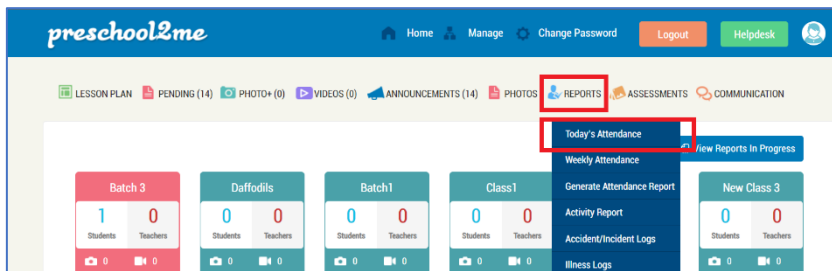
### What's New:

Note: iOS and Android releases may occur several days after publication of release notes due to required Apple and Google reviews of applications in their stores.

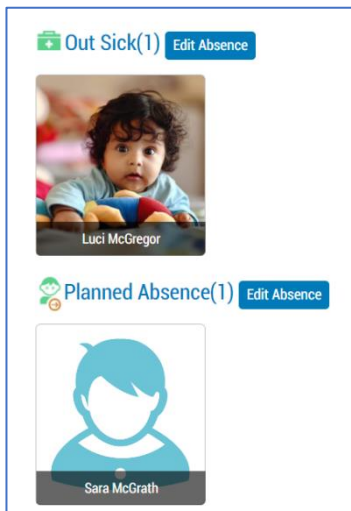
**New Feature 1:** Added a feature for Directors to view and edit future absences.

#### Admin Web Application

1. Login to the admin web application and select Today's Attendance from Reports option. The Attendance Management page will open



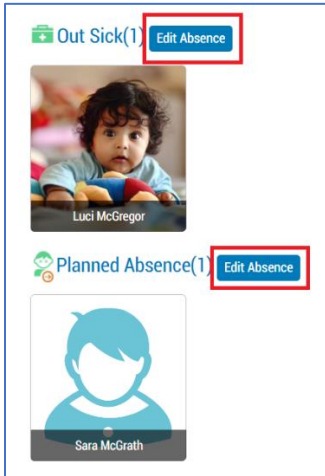
2. Scroll down to the Out Sick / Planned Absence section of the attendance management page



# What's new in preschool2me

## Release Notes: February 2023

3. Click on the Edit Absence button associated with the Out sick / Planned Absence section



4. Clicking on the Edit Absence button will display the Out sick / Planned Absence entries of the preschool students in a new window

Classroom	Student	Date	Delete
Golden class	Sara McGrath	01/30/2023	
Apple	Ab Student 1	01/31/2023	
Apple	Ab Student 1	02/01/2023	
Apple	Ab Student 1	02/02/2023	
Apple	Ab Student 1	02/03/2023	
Apple	Ab Student 1	02/04/2023	
Apple	Ab Student 1	02/05/2023	
Apple	Ab Student 1	02/06/2023	
Apple	Ab Student 1	02/07/2023	
Apple	Ab Student 1	02/08/2023	
Apple	Ab Student 1	02/09/2023	
Apple	Ab Student 1	02/10/2023	

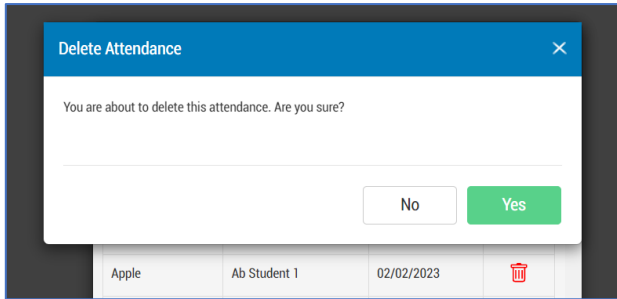
5. An admin user can delete any of the absence entries by clicking on the delete icon associated with the respective entry

Classroom	Student	Date	Delete
Golden class	Sara McGrath	01/30/2023	
Apple	Ab Student 1	01/31/2023	
Apple	Ab Student 1	02/01/2023	
Apple	Ab Student 1	02/02/2023	
Apple	Ab Student 1	02/03/2023	
Apple	Ab Student 1	02/04/2023	
Apple	Ab Student 1	02/05/2023	
Apple	Ab Student 1	02/06/2023	
Apple	Ab Student 1	02/07/2023	
Apple	Ab Student 1	02/08/2023	
Apple	Ab Student 1	02/09/2023	
Apple	Ab Student 1	02/10/2023	

# What's new in preschool2me

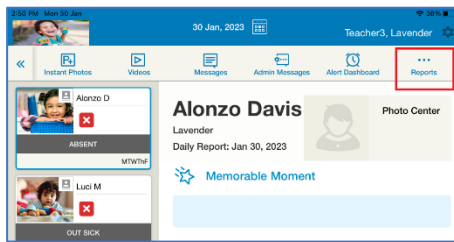
## Release Notes: February 2023

6. A confirmation pop-up will be displayed after clicking on the delete icon associated with an absence entry. Clicking the Yes option in the pop-up will delete the respective absence entry

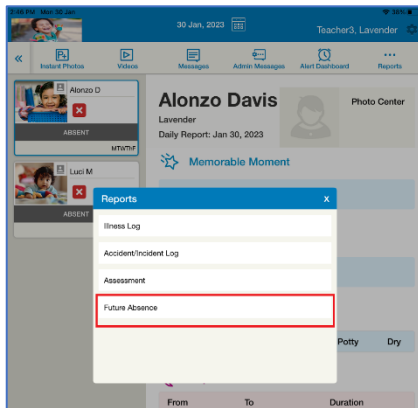


### Teacher Pro Application

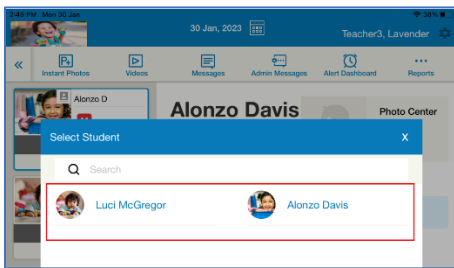
1. Login to the teacher application and click on the "Reports" option



2. Select Future Absence option. By doing so, a window displaying a list of students with upcoming absence entries will popup



3. Select a student



# What's new in preschool2me

## Release Notes: February 2023

4. Selecting a student will list out all the upcoming absence entry / entries (with date and type of absence) of that student in a new window

